


Enrollment to the course

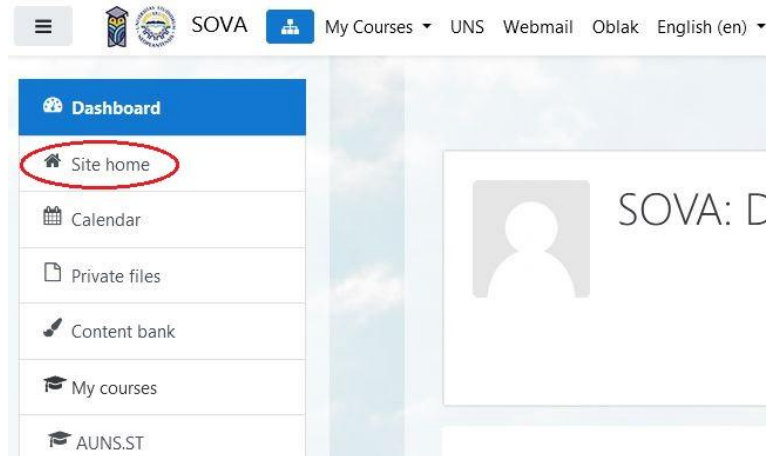
Once logged in to **Sova**, your **Dashboard** will open. All courses you signed-into will be visible:

The screenshot shows the SOVA dashboard for user Ivana Tojić. At the top, there is a navigation bar with a menu icon, the SOVA logo, and links for 'Moji kursevi', 'UNS', 'Webmail', 'Oblak', and 'Srpski (sr_It)'. Below the navigation bar, the user's name 'Ivana Tojić' and a 'Poruka' notification are visible. A row of navigation buttons includes 'Početna stranica', 'Kalendar', 'Bedževi', and 'Svi kursevi'. The main content area is titled 'Skorašnji kursevi' and displays a grid of course cards. The first card is for 'Seminari - obuke - tutorijali' at 'UNS Zbornica'. The second card is for 'Medicinski fakultet' with 'Oglasna tabla MF'. The third card is for 'Sova za nastavno osoblje' with 'Predmet za vežbanje i probu'. The fourth card is for 'Akader' with 'AUNS'. Below this, the 'My enrolled courses' section is circled in red and lists 'UNS Zbornica' and 'Oglasna tabla MF'. A 'Show/Hide courses' link is located at the bottom of this section.

Change language to English (en):

The screenshot shows the SOVA dashboard with the language selection dropdown menu open. The menu lists the following options: 'Srpski (sr_cr)', 'Українська (uk)', 'Deutsch (de)', 'English (en)', 'Hrvatski (hr)', 'magyar (hu)', 'Română (ro)', 'Slovenčina (sk)', and 'Srpski (sr_It)'. The 'English (en)' option is circled in red. The background of the dashboard is partially visible, showing the user's name 'SOVA: Kontrolni pan'.

To sign into the new course, click **Menu**  in the left upper corner of the page, and then **Site home** (*Početna stranica sajta*).



The following page will open:

Courses

- ▼ Fakulteti
 - ▶ Akademija umetnosti
 - ▶ Fakultet sporta i fizičkog vaspitanja
 - ▶ Fakultet tehničkih nauka
 - ▶ Filozofski fakultet
 - ▶ **Medicinski fakultet**
 - ▶ Poljoprivredni fakultet
 - ▶ Pravni fakultet

If you click **Faculty of Medicine** (*Medicinski fakultet*) the following page will open:

Medicinski fakultet

[Dashboard](#) / [My courses](#) / [Fakulteti](#) / [Medicinski fakultet](#)


Course categories:













Search courses 

- ▶ Master studije
- ▶ Specijalističke akademske studije rane intervencije u detinjstvu
- ▶ Doktorske studije
- ▶ Zdravstvene specijalizacije
- ▶ Sova za nastavno osoblje
- ▶ Katedra opšteobrazovnih predmeta - Department of General Education
- ▶ Katedra za anatomiju - Department of Anatomy
- ▶ Katedra za anesteziju i perioperativnu medicinu - Department of Anesthesiology and Perioperative Medicine
- ▶ Katedra za bihemiju - Department of Biochemistry

The desired course can be found by typing its name into the field **Search courses** (*Pretraži kurseve*) and then **Go** (*Dalje*) or you can click at the name of the Department responsible for teaching this course. For example, if you want to sign in to **English Language 1 (MED/DEN)**. Click the **Department of General Education Subjects** and the following window will appear:

Course categories:

Search courses 

-  Biofizika (FAR)
-  Biofizika sa biomehanikom (MR)
-  Biomehanika (MR)
-  Didaktika (ZN)
-  Engleski jezik (MR/SER)
-  Engleski jezik 1 (MED/STO)
-  Engleski jezik 1 (ZNA)
-  Engleski jezik 1 (ZNS/RT)
-  Engleski jezik 2 (MED/STO)
-  Engleski jezik 3 (ZNA)
-  English Language 1 (MED/DEN)
-  English Language 2 (MED/DEN)

Click to **English Language 1 (MED/DEN)** to open the window for signing in. Click **Enrol me** (*Upiši me*) to sign in to the course.

English Language 1 (MED/DEN)

Teacher: Zoran Marošan
Teaching assistant: Staša Đokić

▼ Self enrolment (Student)

No enrolment key required.